

GX-144M(182) 550 WATT (DGB) HALF-CELL MONO PERC BIFACIAL

KEY FEATURES



IP68 JUNCTION BOX, CONNECTOR

IP68 junction box and connector have a high degree of waterproof, effectively resist the harsh environment;



PID RESISTANT

Excellent PID resistance at 96 hours (85°C/85%) test, and also can be improved to meet higher standards for the particularly harsh environment;



MBB HALF-CUT CELL TECHNOLOGY

New circuit design, lower internal current, lower Rs loss



SIGNIFICANTLY LOWER THE RISK OF HOT SPOT

Special circuit design with much lower hot spot temperature



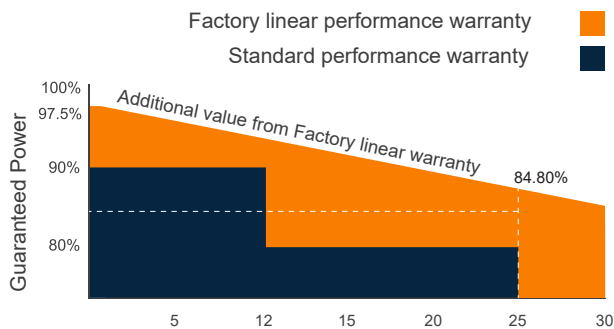
LOWER LCOE

More power generation, lower LCOE



LINEAR PERFORMANCE WARRANTY

12 Years Product Warranty · 25 Years Linear Power Warranty



CERTIFICATIONS

- IEC 61215, IEC 61730, CE, CQC
- ISO9001: 2015: Quality management system
- ISO14001: 2015: Environmental management system
- ISO45001: 2018: Occupational health and safety management system



CONTACT US



SCAN ME

ELECTRICAL SPECIFICATIONS

Module Type	GX-144M-550DGB	
Testing Condition	STC	NOCT
Max. Power (Pmax/W)	550	410
Voltage at Max. Power (Vmp/V)	42.1	39.6
Current at Max. Power (Imp/A)	13.09	10.41
Open circuit voltage (Voc/V)	49.9	47.2
Short circuit current (Isc/A)	13.98	11.05
Module efficiency (%)	21.52%	
Power Tolerance (W)	0~+5	

Standard Test Condition (STC): Irradiance 1000W/m², Cell Temperature 25 C, AM1.5

Nominal Module Operating Temperature (NOCT): Irradiance 800W/m², Ambient Temperature 20 C, AM1.5, Wind Speed 1m/s

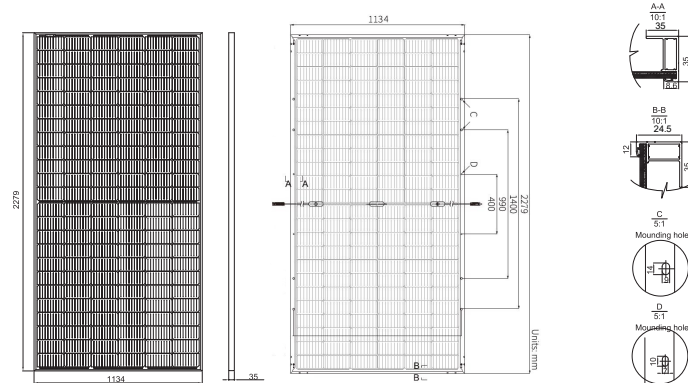
MECHANICAL SPECIFICATIONS

Cell Type	9BB BIFACIAL MONO 182x91mm
No. of Cells	144 (6x24)
Dimension	2279x1134x35mm
Weight	32.3kg
Glass	Dual glass, 2.0mm coated tempered glass
Frame	Anodized Aluminium Alloy
Junction Box	IP68, 3 diodes
Output Cables	4mm ² , Length 300mm or customized
Connector type	MC4 compatible

PACKAGING CONFIGURATIONS

Per Pallet	31 pcs
Per 40' HQ Container	620 pcs

ENGINEERING DRAWINGS



BIFACIAL OUTPUT-REAR SIDE POWER GAIN

5%	Maximum power (Pmax)	572.25
	Module Efficiency STC (%)	22.39%
15%	Maximum power (Pmax)	626.75
	Module Efficiency STC (%)	24.52%
25%	Maximum power (Pmax)	681.25
	Module Efficiency STC (%)	26.65%

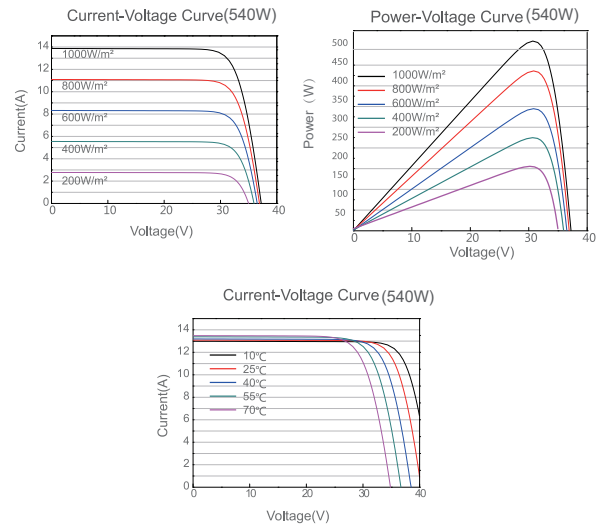
TEMPERATURE CHARACTERISTICS

NOCT Temperature	44 C ±2 C
Temperature Coefficient (Pmax)	-0.36%/C
Temperature Coefficient (Voc)	-0.28%/C
Temperature Coefficient (Isc)	0.05%/C

MAXIMUM RATINGS

Maximum system voltage (IEC)	1500V DC
Snow / Wind	5400Pa / 2400Pa
Operating Temperature	-40 C ~ +85 C
Maximum series fuse rating	25A

CURVE & TEMPERATURE DEPENDENCE



CONTACT US



SCAN ME